



A 4-WEEK SERIES
FROM THE NEW
TESTAMENT ON

THE EARLY CHURCH

FROM OUR ANNUAL *TEACHING STRATEGY*



WRITTEN AND DEVELOPED WITH
CASSANDRA MOTON

TABLE OF CONTENTS



STUFF FOR THIS SERIES

TEACHING & PROGRAMMING

- ▶ [Series Overview](#)
- ▶ [Teaching Videos](#)
- ▶ [Hacks for Toddlers](#)
- ▶ [Programming Guide](#)
- ▶ [Graphics & Videos](#)
- ▶ [SLIDR Presentation Software](#)
- ▶ [Coloring Book](#)

COMMUNICATION

- ▶ [Family Handouts](#)
- ▶ [Volunteer & Parent Emails](#)
- ▶ [Volunteer & Parent Hubs](#)
- ▶ [Series Promo Cards & Posters](#)
- ▶ [Marketing Checklist](#)
- ▶ [Social Media Posts & Captions](#)

DISCIPLESHIP

- ▶ [Memory Verse Guide](#)
- ▶ [Discipleship Guide](#)
- ▶ [Devotional for Volunteers](#)

STUFF FOR EACH WEEK

WEEK 1

- ▶ [Weekly Overview](#)
- ▶ [Teaching Videos](#)
- ▶ [Hacks for Toddlers](#)
- ▶ [Lesson Guide](#)
- ▶ [Small Group Guide](#)
- ▶ [Printables](#)

WEEK 2

- ▶ [Weekly Overview](#)
- ▶ [Teaching Videos](#)
- ▶ [Hacks for Toddlers](#)
- ▶ [Lesson Guide](#)
- ▶ [Small Group Guide](#)
- ▶ [Printables](#)

WEEK 3

- ▶ [Weekly Overview](#)
- ▶ [Teaching Videos](#)
- ▶ [Hacks for Toddlers](#)
- ▶ [Lesson Guide](#)
- ▶ [Small Group Guide](#)
- ▶ [Printables](#)

WEEK 4

- ▶ [Weekly Overview](#)
- ▶ [Teaching Videos](#)
- ▶ [Hacks for Toddlers](#)
- ▶ [Lesson Guide](#)
- ▶ [Small Group Guide](#)
- ▶ [Printables](#)

SERIES OVERVIEW

Every kid wishes they had superpowers, but with Jesus, we don't need x-ray vision or invisibility to be heroes! In this four-week series, kids will hear stories about the heroes of the Early Church – the apostles and disciples who used their unique abilities to spread the good news of Jesus. Through their stories, we'll see that **anyone can do great things for God** because **God gives everyone a mission, the Holy Spirit gives us power, and we're heroic when we work as a team!**

WEEK 1

This week, kids learn how **Jesus comforted his disciples** when he knew he would soon be going away.

- **BIG IDEA:** Anyone can do great things for God.
- **BIBLE:** John 14:1–14

WEEK 2

This week, kids learn about **Jesus' promise of the Holy Spirit**.

- **BIG IDEA:** God gives everyone a mission.
- **BIBLE:** John 14:15–21

WEEK 3

This week, kids learn about the time **Jesus went up to Heaven**.

- **BIG IDEA:** No one is powerless when we have the Holy Spirit.
- **BIBLE:** Acts 1:1–11

WEEK 4

This week, kids learn about the **Holy Spirit coming** to the Early Church **at Pentecost**.

- **BIG IDEA:** We are heroic when we work as a team.
- **BIBLE:** Acts 2:1–12

MEMORY VERSE: "For the Spirit God gave us does not make us timid, but gives us power, love and self-discipline." — 2 Timothy 1:7 (NIV)

[Click here](#) for a memory verse sign language tutorial video you can share with your families and volunteers!

HOW TO DISCIPLE DURING THIS SERIES

We all know teenagers don't get disciplined just by sitting through a message every week. So here's what else we've provided to **help your students develop more consistent spiritual habits**.

THE 4 SPIRITUAL HABITS

We feature one of Grow's 4 Spiritual Habits every month with a unique activity or experience. But the 4 Spiritual Habits show up year-round! **Here are a few of the places you can spot them in this series:**

- **SPEND TIME WITH GOD:** In Weeks 2 and 4, the application encourages students to make prayer and Scripture part of their daily rhythm make prayer and Scripture part of their daily.
- **SPEND TIME WITH OTHERS:** The discussions every week are designed to help students grow in relationships through strategic conversation make prayer and Scripture part of their daily.
- **USE YOUR GIFTS:** In Week 3, the application helps students think about how God has gifted them and how they can use that to seve make prayer and Scripture part of their daily rhythm.
- **SHARE YOUR STORY:** In Week 1, students will be encouraged to identify someone they want to share the hope of Jesus with make prayer and Scripture part of their daily rhythm.

DISCIPLESHIP ACTIVITY

If you're following along with our scope and sequence, our discipleship activity this quarter is [Link to discipleship activity](#), an activity to help students **know and use their gifts**. We also made you some [posters and graphics](#) for this quarter's habit you can print, display, or share online.

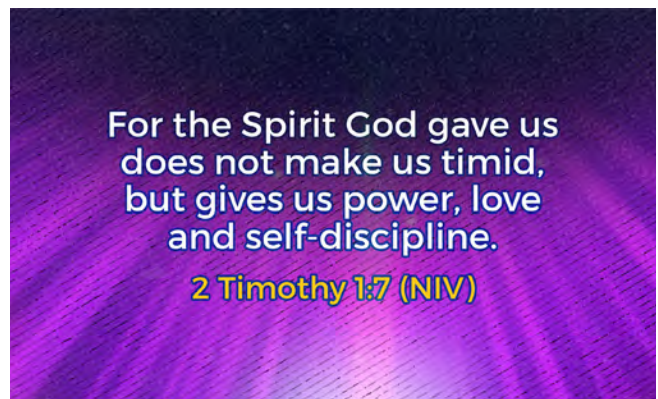



MEMORY VERSE

Try challenging students to memorize a verse that corresponds with the Big Ideas or themes of this series. Here's the verse we chose — and [we made graphics](#) you can post, print, or show on screen too!

GROW AT HOME

This series (and every series!) comes with **monthly and weekly handouts for families** to help kids and their grown-ups continue the conversation at home. Don't forget to send or print them at the beginning of each series!



HOW TO PREPARE FOR THIS SERIES



CREATE A THEME

This month's decorating theme is **superheroes** because we're talking about **the unique abilities (or "superpowers") the apostles used to spread the Gospel!** You can find on-theme decorating ideas, song recommendations, posters, and graphics in this month's [Programming folder](#).



DESIGN

We made **lots of graphics** for you! Use them to create slides, social media posts, and more! You can find them in your [Graphics & Video folder](#), along with a Style Guide for this series.



SHOP & PREP

We made a list of everything you'll need to buy, borrow, or dig out of your storage closet in order to make this series happen. We've also included everything you'll need to print, cut, glue, build or make, in order to make this series happen. Get your editable Shop & Prep List [right here](#).



CUSTOMIZE

You know your kids and ministry better than we do, so **you'll probably want to make some tweaks to the lessons.** You can do that by editing the Word documents in your series downloads, or the [Message Builder](#), or [the Grow App](#).



HACK

If you're using Grow for your toddlers, you may want to make some tweaks to make it more age appropriate. **Get the Toddler Hacks** for the entire series [right here](#).

Or . . .

- ▶ **WEEK 1:** [Toddler Hack](#)
- ▶ **WEEK 2:** [Toddler Hack](#)
- ▶ **WEEK 3:** [Toddler Hack](#)
- ▶ **WEEK 4:** [Toddler Hack](#)
- ▶ **WEEK 5:** [Toddler Hack](#)



COMMUNICATE

To make sure volunteers and families are in the loop, don't forget about these . . .

- ▶ [Family Handouts](#)
- ▶ [Volunteer & Parent Emails](#)
- ▶ [Volunteer & Parent Hubs](#)
- ▶ [Series Promo Cards & Posters](#)
- ▶ [Marketing Checklist](#)
- ▶ [Social Media Posts & Captions](#)
- ▶ [Memory Verse Sign Language](#)



WRITTEN & DEVELOPED WITH . . .

Cassandra Moton is the Children’s Programming Pastor for Central Christian Church in Arizona. She has been involved in all aspects of Family Ministry for over twenty years. Her first book “Authentic” was recently released and available on Amazon. If you’d like to chat about her book, Disneyland, or Ministry, reach out! She’d love to connect with you!

. . . AND THE REST OF THE TEAM!



SERIES DEVELOPMENT & REVIEW: Elle Campbell, Brooklyn Lindsey, Linda Moon, Crystal Quintero, Stephen Switzer, David Magallanes, Lydia MacBride

MENTAL HEALTH REVIEW: Robert Vore, Laura Karr

HACKS FOR TODDLERS: Cassandra Moton

GRAPHIC & LAYOUT DESIGN: Jules Gray, Amber Gaddis, Elle Campbell

TEACHING VIDEOS: Reuel Pompey, Staci Pompey, Jason Sivewright, Cali and the Harvestark Studios Team, Linda Moon, Brooklyn Lindsey, Kellee Gentry, Jules Gray, Jada Smith, Avery Cochran

ADDITIONAL SUPPORT: Kenny Campbell, Tash McGill, Ali Gattison, Kellee Gentry, Madison Terry, Caitlyn Smelser, Jada Smith, Avery Cochran, Emily Acton, Jay Logan, Eddie Irvin

DEVOTIONAL FOR VOLUNTEERS



STUDY

Think about your heroes or the ones you've seen on the big screen. Every one of them possesses a quality that makes them extraordinarily able or unique. But how often do you wonder about your own heroic qualities? This month, you'll be helping kids see the unique abilities that emerged in the Early Church and how they also have abilities they can use.

To get ready for this series, **spend a few minutes reading these stories about the early church.** As you do, think about what God has taught you (and is still teaching you) about what it means to be heroic through these passages, and how these Big Ideas have been true in your life.

WEEK 1: Anyone can do great things for God.

John 14:1-14

WEEK 2: God gives everyone a mission.

John 14:15-21

WEEK 3: No one is powerless when we have the Holy Spirit. Acts 1:1-11

WEEK 4: We are heroic when we work as a team.
Acts 2:1-12

PRAY

Now that you've seen God do extraordinary things through the work of the Early Church, think about the ways God might be doing extraordinary work through you. You, as a leader, are showing kids that anyone can do great things for God. Pray about the mission God is giving you, no matter how small it may seem. No one is powerless when they have the Holy Spirit. Ask God to reveal ways you can team up with people you know to share the message of God's love with others.

Which passage of Scripture or Big Idea from this month is most relevant to you right now? Spend a few minutes asking God to show you how you've already grown in this area, plus the next step you need to take in order to keep growing.

GROW

So, what's your next step? What are your unique abilities? Do you need to take the mission God has given you more seriously? Do you need to accept the call to do something for God? Are there people you could be working with as a team to share the Gospel? Do you need to be more open to the work of the Holy Spirit in your life?

Whatever your next step is right now, take it. Then help kids do the same.



For the **SPRIT** GOD
gave us does not make us timid,
but gives us

POWER,
LOVE and
SELF-DISCIPLINE.

2 Timothy 1:7 (NIV)

MEMORY VERSE

SIGN LANGUAGE




We all know that strategic hand motions help kids remember what they're learning, but what if you could accomplish *even more* than simply helping kids remember Scripture? Every Grow Kids memory verse is provided in age-appropriate signs, using a combination of SEE and ASL. Encouraging kids to learn each memory verse in this way will better **include kids and families impacted by hearing impairment**, and will **promote awareness and inclusion** for the rest of your kids and families!

This memory verse was translated into sign language and performed by Sunny Brown, a pastor in Atlanta, and ASL interpreter, with an Associates in ASL Interpreting and a Minor in Deaf Studies.

*For the Spirit
God gave us
does not make
us timid, but
gives us power,
love and
self-discipline.*

II Timothy 1:7 (NIV)



MEMORY VERSE: "For the Spirit God gave us does not make us timid, but gives us power, love and self-discipline." — 2 Timothy 1:7 (NIV)

WEEK 1

LESSON OVERVIEW



BIG IDEA

Anyone can do great things for God.

BIBLE

Jesus Comforts His Disciples:
John 14:1-14

STUFF FOR THIS WEEK

TEACHING – WEEK 1

- ▶ [Shop & Prep List](#)
- ▶ [Teaching Videos](#)
- ▶ [Hacks for Toddlers](#)
- ▶ [Lesson Guide](#)
- ▶ [Small Group Guide](#)
- ▶ [Printables](#)

FAMILIES & VOLUNTEERS

- ▶ [Family Handouts](#)
- ▶ [Volunteer & Parent Emails](#)
- ▶ [Volunteer & Parent Hubs](#)
- ▶ [Series Promo Cards & Posters](#)
- ▶ [Marketing Checklist](#)
- ▶ [Social Media Posts & Captions](#)
- ▶ [Memory Verse Sign Language](#)

HOW TO PREPARE FOR THIS WEEK



DESIGN

We made **lots of graphics** for you! Use them to create slides, social media posts, and more! You can find them in your [Graphics & Video folder.](#), along with a Style Guide for this series.



CUSTOMIZE

You know your kids and ministry better than we do, so **you'll probably want make some tweaks** to this week's lesson. You can do that by editing the Word document in your series downloads, or the [Message Builder](#), or [the Grow App](#).



SHOP & PREP

We made a **list** of everything you'll need to make this week happen. Get your editable Shop & Prep List [right here](#).



HACK

If you're using Grow for your toddlers, you may want to make some tweaks to make it more age appropriate. **Get the Preteen Hacks** for Week 1 [here](#) and the **Special Needs Hacks** for Week 1 [here](#).



COMMUNICATE

To make sure volunteers and families are in the loop, don't forget about these . . .

- ▶ [Family Handouts](#)
- ▶ [Volunteer & Parent Emails](#)
- ▶ [Volunteer & Parent Hubs](#)
- ▶ [Series Promo Cards & Posters](#)
- ▶ [Marketing Checklist](#)
- ▶ [Social Media Posts & Captions](#)
- ▶ [Memory Verse Sign Language](#)

WEEK 1

HACKS FOR TODDLERS



REVISE

To make this series more accessible for preteens, here's what to adjust . .

ACTIVITY | Superhero Aim

Set up cups on the ground in a pyramid. Encourage toddlers to roll the ball and knock them down. Have everyone cheer when a cup falls down.

ACTIVITY | Turn That Frown Upside Down!

Instead of playing as teams, use just one color and make one per kid. On "Go," have kids run to one sad face and flip it over to a happy face and run back to you. Share that they did a great job turning frowns upside down. Play another round if time allows. Share with kids that they are heroes when they help someone smile!

ACTIVITY | Hero Dance Party!

Just play music and have everyone dance!

ACTIVITY | Superhero Craft

Let kids choose a jumbo, colored craft stick and one cape. Let them color the cape with crayons. Have teachers write the child's name on the cape and glue it to the craft stick. Do not use googly eyes as they are a choking hazard. Draw two eyes and a smile on the front of the craft stick with a marker.

REMEMBER

Some toddlers love to color all day with all the colors, and some will put one small dot and be done. Either way is good. Let them set the pace for how much they do.

WEEK 1

LESSON GUIDE



BIG IDEA

Anyone can do great things for God.

BIBLE

Jesus Comforts His Disciples:
John 14:1-14

WELCOME TIME

MUSIC | Super-Powered Praise!

- **INSTRUCTIONS:** You can lead kids in worship with any songs of your choice, but here are some suggestions that go along with this month's theme. Make sure you have purchased any licenses required to play or perform these songs. For more information, [read this!](#)
 - "Superhero" (Go Fish)
 - "Jesus is My Superhero" (Hillsong Kids)
 - "Dance Laugh Love" (Crossroads Kids Club)
 - "Brave" (Saddleback Kids)

ACTIVITY | Superhero Aim

- **INSTRUCTIONS:** Set up a pyramid of upside-down paper or plastic cups on a kids-size table. (If you don't have a table, the floor works too!) If you have them, stick a villain action figure on top of each pyramid. Have the kids stand far enough away and toss a soft foam ball in an attempt to knock one or some of the cups down. After taking one shot, they go to the back of the line and wait their next turn. If time allows, go through the line a few times, giving kids several attempts. If they knock them all down before everyone gets a chance to try, cheer and then reset the cups.
 - ✂ **TODDLER HACK:** Set up cups on the ground in a pyramid. Encourage toddlers to roll the ball and knock them down. Have everyone cheer when a cup falls down.
- All heroes need some training, no matter how powerful they are. Today's training will help you practice your aim. Who's ready?!
- That was great hero training everyone!

ACTIVITY | Turn That Frown Upside Down!

- **INSTRUCTIONS:** Using paper plates or construction paper circles, draw happy faces on one side and sad faces on the other. Use two different colors, one for the two teams that will play. In separate areas, scatter each team's color, sad face up. Assign kids a team and a color. Teams will race to see who can turn their team's color sad faces over to happy faces the fastest. When fun, upbeat music starts playing, the game

begins. When the music stops, kids freeze. The team with the most smiles face up wins! Play as many rounds as time allows.

✂ **TODDLER HACK:** Instead of playing as teams, use just one color and make one per kid. On “Go,” have kids run to one sad face, flip it over to a happy face, and run back to you. Share that they did a great job turning frowns upside down. Play another round if time allows. Share with kids that they are heroes when they help someone smile!

- Raise your hand if you were able to turn at least one frown into a smile!
- Any time you can cheer people up in real life, you’re being heroic. It might not seem like a big deal to you, but to someone else, you might have brightened their day and brought some joy to them.
- Way to be a hero, everyone!

STORY TIME

SCRIPTURE | John 14:1–14 (Jesus Comforts His Disciples)

- **INSTRUCTIONS:** Tell the Bible story from John 14:1–14 (focusing on verse 12). Feel free to wear a cape!
- Hey everyone, my name is [insert name] and I am a hero. **What powers do you think I have?** [Have kids shout out suggestions.]
- No, I can’t do any of that. My superpower is . . . telling you about Jesus! It’s the coolest power, right?
- Okay fine, you got me. I’m not a real superhero. But you know what? Jesus is a *real life* superhero. No, he didn’t have a fancy outfit or cool gadgets. But he had real power from God — he could make anyone who was sick all better and he was a friend to everyone.
- **Who can tell me who Jesus is?** Yes, Jesus is the Son of God!
- Jesus had a group of friends called disciples. [You can show a picture [like this](#) as an example.] One day, Jesus told his disciples that it was almost time for him to leave them.
- **How would you feel if your best friend said they had to leave?** Yep, so sad! **Can you all show me a sad face?**
- But Jesus had good news, too! He said this, “What I’m about to tell you is true. Anyone who believes in me will do the works I have been doing. In fact, they will do even greater things.”
- Wow! Jesus said anyone who believes in him could do what he was doing.
- Let’s think about some of the things Jesus was doing. Let me see your thinking face.
 - **Was Jesus kind to people?** Yes!
 - **Did Jesus help people?** Yes!
 - **Did Jesus teach people about God?** Yes!
 - Wow! So Jesus is saying we can do those things, too!
- When we are kind and help others, we are all heroes! When we tell people about God’s love for us, we are all heroes! **Who can show me a hero stand?** [Stand up tall with your hands in fists and on your hips.]
- Great job everyone! It looks like we are all heroes!

BIG IDEA | Anyone can do great things for God.

- **INSTRUCTIONS:** Make your own [Bat-Signal](#) to use each week to reveal the Big Idea. Print or draw a silhouette of an image to represent the Big Idea on transparent paper like a light bulb, something superhero related, or just the words “Big Idea.” Tape that to a flash light. Invite a kid to turn on the Big Idea Signal. Then, have a volunteer in a cape or costume come in and tell the kids the Big Idea.
- It’s time to reveal the Big Idea for the week! Let’s call on one of our superhero friends to help us!
- **Anyone can do great things for God.**

VIDEO | Heroic, Episode 1

- **INSTRUCTIONS:** *Play this week's episode of Cali's World.*

ACTIVITY | Hero Dance Party!

- **INSTRUCTIONS:** *Play a song from worship time earlier. Teach kids a few different superhero poses: hands on waist, flying with both arms extended forward, flying at an angle with one arm extended and one leg up, fight stance, and more! Have kids wiggle around freely while the song is playing, but when you stop the music, have them copy the hero pose you're doing as fast as they can and freeze!*

✂ **TODDLER HACK:** *Just play music and have everyone dance!*

- Those were some super great dance moves and even better super hero poses!
- You all remind me that **anyone can do great things for God!**

PRAYER

- Jesus, thank you for being our superhero. Thank you for showing us that we can all do great things, too! Amen.

SHARING TIME

SNACK | Happy Face Heroes

- **INSTRUCTIONS:** *Each child gets half an English muffin with some cream cheese already spread on it. Give each child a few pre-cut pieces of fruit, and ask them to create a smiley face with it on the English muffin. (You could use grapes cut in half, banana cut in pieces, blackberries, cut up apple pieces . . . anything will work). [Here is an example.](#) (Always check with parents regarding allergies.)*
- **Does it make you smile when someone is nice to you?**
- **Does it make you smile when a friend helps you?**
- **What else makes you smile?**
- **Who are some of the people that make you smile?**

ACTIVITY | Circle Time

- **INSTRUCTIONS:** *Have kids sit in a circle. Use the foam ball from the opening activity, and roll the ball to whoever is going to answer the question. After the Bible story questions, roll the ball to each kid, one at a time, asking this question using their name: [Name of kid], can you do great things for God? (YES!) Have that kid roll it back and continue doing this for each kid.*
- **Who were some of the people in our Bible Story today?** *(Jesus and his disciples or friends)*
- **Why were the disciples sad?** *(Jesus said he was leaving.)*
- **What is our Big Idea for today? Anyone can do great things for God!**

ACTIVITY | Superhero Craft

- **INSTRUCTIONS:** *Each child gets one jumbo, colored craft stick and one cape (cut triangle shapes from white card stock) for their own superhero. [Here is an example.](#) Have kids color their capes on both sides with either markers or crayons. Older kids can write their names on their capes, but help younger kids to do this. Kids can glue the cape to the craft stick. Turn the craft stick over (with the cape on the table), and help kids place two small googly eyes on the stick and draw a smile. Write an "S" for superhero or the first letter of the kid's name on their stick.*

✂ **TODDLER HACK:** Let kids choose a jumbo, colored craft stick and one cape. Let them color the cape with crayons. Have teachers write the child's name on the cape and glue it to the craft stick. Do not use googly eyes as they are a choking hazard. Draw two eyes and a smile on the front of the craft stick with a marker.

- Your name is on this superhero's cape because **anyone can do great things for God** — that means YOU, too! You are all heroes!

MEMORY VERSE | 2 Timothy 1:7 (NIV)

- **“For the Spirit God gave us does not make us timid, but gives us power, love and self-discipline.”**
- **INSTRUCTIONS:** Do the following hand motions along with the memory verse.
- **For the Spirit God gave us** [Use both hands with thumbs pointing to you.]
- **does not make us timid** [Put hands on your face and make a scared face.]
- **but gives us power** [Flex arms to show muscles.]
- **love** [Cross arms over chest — like giving yourself a hug.]
- **and self-discipline** [Superhero stance with both hands in a fist and on your hips.]

PLAY TIME

ACTIVITY | Coloring Page

- **INSTRUCTIONS:** Print and distribute the coloring page along with crayons or markers. As the kids color, you can review today's Bible story, Big Idea, and memory verse.

ACTIVITY | Everyday Heroes Matching Game

- **INSTRUCTIONS:** Get a matching game [like this](#) to have fun while talking to the kids about everyday heroes.

ACTIVITY | Superhero Training

- **INSTRUCTIONS:** Let kids dress up in superhero capes and costumes and free play.
- Let's put everything we learned today into action! Pretend to be any hero you want with whatever superpowers you can imagine.
- It's so exciting to know that **anyone can do great things for God!**

WEEK 1

SMALL GROUP GUIDE



BIG IDEA

Anyone can do great things for God.

BIBLE

Jesus Comforts His Disciples:
John 14:1-14

QUESTIONS

Have kids sit in a circle. Roll a foam ball to whoever is going to answer the question. After the Bible story questions, ask everyone the last question one at a time.

- **Who were some of the people in our Bible Story today?** (Jesus and his disciples or friends)
- **Why were the disciples sad?** (Jesus said he was leaving.)
- **What is our Big Idea for today? Anyone can do great things for God!**
- [Ask one kid at a time.] **Can you do great things for God?**

ACTIVITY

Each child gets one jumbo, colored craft stick and one cape (cut triangle shapes from white card stock) for their own superhero. Have kids color their capes on both sides with either markers or crayons. Older kids can write their names on their capes, but help younger kids to do this. Kids can glue the cape to the craft stick. Turn the craft stick over (with the cape on the table), and help kids place two small googly eyes on the stick and draw a smile. Write an "S" for superhero or the first letter of the kid's name on their stick. Scan QR code for an example.



Your name is on this superhero's cape because **anyone can do great things for God** — that means YOU, too! You are all heroes!

MEMORY VERSE: "For the Spirit God gave us does not make us timid, but gives us power, love and self-discipline" — 2 Timothy 1:7 (NIV)

[Click here](#) for a memory verse sign language tutorial video you can share with your families and volunteers!

BIG IDEA: Anyone can do great things for God. **BIBLE:** Jesus Comforts the Disciples:

John 14:1-14



WEEK 2 LESSON OVERVIEW



BIG IDEA

God gives everyone a mission.

BIBLE

Jesus Promises the Holy Spirit:

John 14:15-21

STUFF FOR THIS WEEK

TEACHING – WEEK 2

- ▶ [Shop & Prep List](#)
- ▶ [Teaching Videos](#)
- ▶ [Hacks for Toddlers](#)
- ▶ [Lesson Guide](#)
- ▶ [Small Group Guide](#)
- ▶ [Printables](#)

FAMILIES & VOLUNTEERS

- ▶ [Family Handouts](#)
- ▶ [Volunteer & Parent Emails](#)
- ▶ [Volunteer & Parent Hubs](#)
- ▶ [Series Promo Cards & Posters](#)
- ▶ [Marketing Checklist](#)
- ▶ [Social Media Posts & Captions](#)
- ▶ [Memory Verse Sign Language](#)

HOW TO PREPARE FOR THIS WEEK



DESIGN

We made **lots of graphics** for you! Use them to create slides, social media posts, and more! You can find them in your [Graphics & Video folder.](#), along with a Style Guide for this series.



CUSTOMIZE

You know your kids and ministry better than we do, so **you'll probably want make some tweaks** to this week's lesson. You can do that by editing the Word document in your series downloads, or the [Message Builder](#), or [the Grow App](#).



SHOP & PREP

We made a **list** of everything you'll need to make this week happen. Get your editable Shop & Prep List [right here](#).



HACK

If you're using Grow for your toddlers, you may want to make some tweaks to make it more age appropriate. **Get the Toddler Hacks** for Week 2 [here](#).



COMMUNICATE

To make sure volunteers and families are in the loop, don't forget about these . . .

- ▶ [Family Handouts](#)
- ▶ [Volunteer & Parent Emails](#)
- ▶ [Volunteer & Parent Hubs](#)
- ▶ [Series Promo Cards & Posters](#)
- ▶ [Marketing Checklist](#)
- ▶ [Social Media Posts & Captions](#)
- ▶ [Memory Verse Sign Language](#)

WEEK 2

HACKS FOR TODDLERS



REVISE

To make this series more accessible for preteens, here's what to adjust . .

ACTIVITY | Superhero Jump

Tape squares right next to each other using different color tape for each square. Some kids can jump, and others will not have mastered this skill yet. Encourage kids to take a BIG step into the next square. If they can jump, encourage them to try to jump! Do only four squares.

ACTIVITY | Superhero City

Have the boxes decorated as buildings, ready to go for play.

REPLACE

And here are the Building Blocks you may want to swap for something else . . .

ACTIVITY | Here Comes a Hero!

Let kids be superheroes! They can dress up in capes and costumes. Play some fun music, and encourage them to act like superheroes. They can run, pretend to fly, or whatever comes to their imaginations. Remind them that they are all superheroes to God!

ACTIVITY | Superhero Paper Doll

Kids can design their own superhero shields using paper plates, crayons, markers, and stickers!

REMEMBER

Some toddlers are great at jumping, and some are still figuring this out. Encourage everyone that they are superheroes just as they are!

WEEK 2 LESSON GUIDE



BIG IDEA

God gives everyone a mission.

BIBLE

Jesus Promises the Holy Spirit:

John 14:15-21

WELCOME TIME

MUSIC | Super-Powered Praise!

- **INSTRUCTIONS:** You can lead kids in worship with any songs of your choice, but here are some suggestions that go along with this month's theme. Make sure you have purchased any licenses required to play or perform these songs. For more information, [read this!](#)
- "Superhero" (Go Fish)
- "Jesus is My Superhero" (Hillsong Kids)
- "Dance Laugh Love" (Crossroads Kids Club)
- "Brave" (Saddleback Kids)

ACTIVITY | Superhero Jump

- **INSTRUCTIONS:** With tape, make several shapes on the ground (not too far apart), that go from one end of your space to another. It does not have to be a straight line. Encourage kids to start at one end and hop from one shape to the next. Make sure everyone gets at least one turn. If time allows, go through a second time, encouraging your superheroes to go fast!
 - ✳ **TODDLER HACK:** Tape squares right next to each other using different color tape for each square. Some kids can jump, and others will not have mastered this skill yet. Encourage kids to take a **BIG** step into the next square. If they can jump, encourage them to try to jump! Do only four squares.
- Welcome to today's superhero training! It looks like all of my superheroes are here. **Are you all ready for training?**
- Today, we are practicing our superhero jumping. Let's jump from one circle (or whatever shape you make) to the next as fast as we can! Remember to stay inside the circles. (Have kids go through one at a time.)
- Wow! That was some incredible superhero jumping! Good job superheroes!

ACTIVITY | Superhero City

- **INSTRUCTIONS:** Use [this activity](#) as a guide and have kids work together to build a superhero city. Provide ready-made buildings for play or have the boxes covered with black paper for kids to draw on.

✂ **TODDLER HACK:** *Have the boxes decorated as buildings, ready to go for play.*

- Most superheroes didn't start out super. They were normal people, but at some point, they were given missions to do hero work.
- Let's build our own superhero city to help us remember that everyone is super in God's eyes!

STORY TIME

SCRIPTURE | John 14:15–21 (Jesus Promises the Holy Spirit)

- **INSTRUCTIONS:** *Tell the Bible story from John 14:15–21.*
- **Superheroes, who can tell me who Jesus is?** Yes! Jesus is the Son of God. And Jesus spent a lot of time with His really good friends called the disciples.
- Now I have another question for each of my superheroes: **Do you love Jesus? If so, raise your hands high in the air and cheer!** Wow, that was some great cheering!
- Jesus told his disciples that if they love him, they should keep his commands.
 - **What do you think it means to keep his commands?**
 - Let me see your thinking face.
 - **Does it mean to follow Jesus?** Yes!
 - **Does it mean to be kind to others?** Yes!
 - Those are some great commands Jesus gave us.
- One day, Jesus was with his disciples and was reminding them to follow his commands. And then he had some news. He told his disciples that he would be leaving them soon.
 - Oh no! *[Put your hands on your cheeks when you say this.]*
 - What will they do? *[Put your arms to the side and shrug your shoulders].*
 - **Superheroes, can you do this with me?** *[Have kids repeat motions with you as you say, "Oh no, what will they do?"]*
- But Jesus had a plan. He was sending a new friend very soon called the Holy Spirit. This new friend would be with them always and never leave them!
 - That's amazing! **Can we all cheer again for the Holy Spirit?**
- Jesus then reminded everyone that anyone who follows his commands shows they love Jesus.
- Wow! That sounds like a great mission Jesus gave all of us – to follow his commands.
- Then, Jesus reminded his disciples that he loves them. **Did you know Jesus loves you, too? Let's cheer one more time for Jesus!**

BIG IDEA | God gives everyone a mission.

- **INSTRUCTIONS:** *Use the [Big Idea Signal](#) you made in week one to reveal the Big Idea. Invite a kid to turn on the Big Idea Signal. Then, have a volunteer in a cape or costume come in and tell the kids the Big Idea.*
- This week's Big Idea is important for us each to hear! Let's shine our signal to hear what it is.
- **God gives everyone a mission.**

VIDEO | Heroic, Episode 2

- **INSTRUCTIONS:** *Play this week's episode of Cali's World.*

ACTIVITY | Here Comes a Hero!

- **INSTRUCTIONS:** *This game is like Red Light, Green Light. With your back facing the kids, say, "Here comes . . ." as the kids creep towards you. When you turn around to face the kids, name one of these heroes. Kids have*

to freeze in the pose that goes with each superhero called. When you call out the Hulk, everyone should make muscles. For the Flash, everyone should run in place. For Superman, everyone should stand tall with fists on hips. The first to reach you wins. Practice with the kids before you start.

✂ **TODDLER HACK:** Let kids be superheroes! They can dress up in capes and costumes. Play some fun music, and encourage them to act like superheroes. They can run, pretend to fly, or whatever comes to their imaginations. Remind them that they are all superheroes to God!

- I have a mission for each of you! As I call out a superhero, I want you to pose just like them.
- As we play, remember **God gives everyone a mission!**

PRAYER

- God, thank you for giving all of us a mission. Because we love you, we will do what you say. Amen.

SHARING TIME

SNACK | Superhero Shields

- **INSTRUCTIONS:** (Always check with parents regarding allergies.) Give kids a few Oreo cookies. Show them how to twist off the top. Give each kid a bamboo toothpick, and have them make a design on the side with the filling, [like this](#).
- **What do you think would make a great superhero shield?**

ACTIVITY | Circle Time

- **INSTRUCTIONS:** Have everyone sit in a circle. Play this like hot potato. Pass a [hero play figure](#) around the circle as the music plays. When the music stops, ask whoever is holding the hero to answer the question. Ask the same question to a few kids before moving on to a new question.
- **Does Jesus ask [say a child's name] to follow his commands?**
- **What is a command Jesus gives us? (Love God, love our friends, be kind, share)**
- **Who is someone you can show God's love to? (A parent, a friend, a teacher)**
- **Did Jesus give [say a child's name] a mission?**

ACTIVITY | Superhero Paper Doll

- **INSTRUCTIONS:** Kids will design and make their own superhero paper doll! [Here](#) you will find instructions and a template to print and use. Print the template on card stock. After kids color, help them cut out the arms, legs, and body and attach them using brass brads. You could also use clear packing tape to "laminare" the pieces before cutting them out.
- ✂ **TODDLER HACK:** Kids can design their own [superhero shields](#) using paper plates, crayons, markers, and stickers!
- As we play with our super paper superheroes, let's remember today's Big Idea — **God gives everyone a mission!**

MEMORY VERSE | 2 Timothy 1:7 (NIV)

- **"For the Spirit God gave us does not make us timid, but gives us power, love and self-discipline."**
- **INSTRUCTIONS:** Do the following hand motions along with the memory verse. Then, split kids up into five groups and assign each of them one motion with the corresponding word and have them say it in order.
 - **For the Spirit God gave us** [Use both hands with thumbs pointing to you.]
 - **does not make us timid** [Put hands on your face and make a scared face.]

- **but gives us power** [*Flex arms to show muscles.*]
- **love** [*Cross arms over chest – like giving yourself a hug.*]
- **and self-discipline** [*Superhero stance with both hands in a fist and on your hips.*]

PLAY TIME

ACTIVITY | Coloring Page

- **INSTRUCTIONS:** Print and distribute the coloring page along with crayons or markers. As the kids color, you can review today's Bible story, Big Idea, and memory verse.

ACTIVITY | Superhero Training

- **INSTRUCTIONS:** Stack up some boxes and have kids practice their superhero kicks, knocking down boxes. Make sure to supervise so kids don't kick each other.
- Your mission in this training is to practice some superhero moves!
- Practice following God's commands everyday, and remember: **God gives everyone a mission!**

ACTIVITY | Force Field Fun

- **INSTRUCTIONS:** Create a [force field](#) using plastic wrap and a hula hoop. Tape sheets of plastic wrap across a hula hoop and create your own force field. Cut two long pieces of duct tape and attach them together, leaving only the ends open. Then, attach the ends to your plastic. Now you have a strap to hold up your force field as a shield! Have some fun with [knobby balls](#), allowing kids to take turns throwing and blocking with the force field!
- Even the bravest superheroes need a protective shield, especially when they have a mission. It can help them save the day!
- **God gives everyone a mission!**

WEEK 2

SMALL GROUP GUIDE



BIG IDEA

God gives everyone a mission.

BIBLE

Jesus Promises the Holy Spirit:
John 14:15-21

QUESTIONS

Have everyone sit in a circle. Play this like hot potato. Pass a hero play figure around the circle as the music plays. When the music stops, ask whoever is holding the hero to answer the question. Ask the same question to a few kids before moving on to a new question.

- **Does Jesus ask [say a child's name] to follow his commands?**
- **What is a command Jesus gives us?** (Love God, love our friends, be kind, share)
- **Who is someone you can show God's love to?** (A parent, a friend, a teacher)
- **Did Jesus give [say a child's name] a mission?**

ACTIVITY

Kids will design and make their own superhero paper doll! Scan QR code for instructions and a template to print and use. Print the template on card stock. After kids color, help them cut out the arms, legs, and body and attach them using brass brads. You could also use clear packing tape to "laminare" the pieces before cutting them out.



As we play with our super paper superheroes, let's remember today's Big Idea — **God gives everyone a mission!**

MEMORY VERSE: "For the Spirit God gave us does not make us timid, but gives us power, love and self-discipline." — 2 Timothy 1:7 (NIV)

[Click here](#) for a memory verse sign language tutorial video you can share with your families and volunteers!

BIG IDEA: God gives everyone a mission. **BIBLE:** Jesus Promises the Holy Spirit:

John 14:15-21



WEEK 3 LESSON OVERVIEW



BIG IDEA

No one is powerless when we have the Holy Spirit.

BIBLE

Jesus Goes Up to Heaven:
Acts 1:1-11

STUFF FOR THIS WEEK

TEACHING – WEEK 3

- ▶ [Shop & Prep List](#)
- ▶ [Teaching Videos](#)
- ▶ [Hacks for Toddlers](#)
- ▶ [Lesson Guide](#)
- ▶ [Small Group Guide](#)
- ▶ [Printables](#)

FAMILIES & VOLUNTEERS

- ▶ [Family Handouts](#)
- ▶ [Volunteer & Parent Emails](#)
- ▶ [Volunteer & Parent Hubs](#)
- ▶ [Series Promo Cards & Posters](#)
- ▶ [Marketing Checklist](#)
- ▶ [Social Media Posts & Captions](#)
- ▶ [Memory Verse Sign Language](#)

HOW TO PREPARE FOR THIS WEEK



DESIGN

We made **lots of graphics** for you! Use them to create slides, social media posts, and more! You can find them in your [Graphics & Video folder.](#), along with a Style Guide for this series.



CUSTOMIZE

You know your kids and ministry better than we do, so **you'll probably want make some tweaks** to this week's lesson. You can do that by editing the Word document in your series downloads, or the [Message Builder](#), or [the Grow App](#).



SHOP & PREP

We made a **list** of everything you'll need to make this week happen. Get your editable Shop & Prep List [right here](#).



HACK

If you're using Grow for your toddlers, you may want to make some tweaks to make it more age appropriate. **Get the Toddler Hacks** for Week 3 [here](#).



COMMUNICATE

To make sure volunteers and families are in the loop, don't forget about these . . .

- ▶ [Family Handouts](#)
- ▶ [Volunteer & Parent Emails](#)
- ▶ [Volunteer & Parent Hubs](#)
- ▶ [Series Promo Cards & Posters](#)
- ▶ [Marketing Checklist](#)
- ▶ [Social Media Posts & Captions](#)
- ▶ [Memory Verse Sign Language](#)

WEEK 3

HACKS FOR TODDLERS



REVISE

To make this series more accessible for preteens, here's what to adjust . .

ACTIVITY | Superhero Speed

Just do one obstacle like the table. How fast can you crawl from one end of the table to the other?

ACTIVITY | Super Vision

Have the superheroes in a bin with other toys. Have kids find the superheroes in the toy bin.

ACTIVITY | Power Partners

Have everyone do the same move – fly around the room like Superman, stomp the ground like the Hulk, pretend to climb like Spiderman.

ACTIVITY | Hero Cuffs

Have kids color the cuffs with crayons only.

REMEMBER

Stop any activity if toddlers are getting too rambunctious. Stopping and having everyone take a few super deep breaths together is a great way to bring the room back.

WEEK 3 LESSON GUIDE



BIG IDEA

No one is powerless when we have the Holy Spirit.

BIBLE

Jesus Goes Up to Heaven:
Acts 1:1-11

WELCOME TIME

MUSIC | Super-Powered Praise!

- **INSTRUCTIONS:** You can lead kids in worship with any songs of your choice, but here are some suggestions that go along with this month's theme. Make sure you have purchased any licenses required to play or perform these songs. For more information, [read this!](#)
 - "Superhero" (Go Fish)
 - "Jesus is My Superhero" (Hillsong Kids)
 - "Dance Laugh Love" (Crossroads Kids Club)
 - "Brave" (Saddleback Kids)

ACTIVITY | Superhero Speed

- **INSTRUCTIONS:** Set up a very simple superhero obstacle course. Things that could be included: a table with a large blanket over it to crawl through like a cave, a chair to run around, and a pool noodle to "jump" over. Show the kids how to go through the obstacle course. Have kids go one at a time, while cheering on each other. Play superhero music in the background for fun.
 - ✂ **TODDLER HACK:** Just do one obstacle like the table. How fast can you crawl from one end of the table to the other?
- Superheroes, there is no obstacle that can stop us! We can crawl, run, and jump our way through anything!

ACTIVITY | Super Vision

- **INSTRUCTIONS:** Play I Spy using several superhero action figures, superhero-related items (cape, mask, logo), or random items placed around the room.
 - ✂ **TODDLER HACK:** Have the superheroes in a bin with other toys. Have kids find the superheroes in the toy bin.
- Some superheroes have super vision, and for this mission let's pretend we have that superpower, too!
- **Everyone hold up your hands to your eyes like binoculars as we search for these items that I describe!**

STORY TIME

SCRIPTURE | Acts 1:1–11 (Jesus Goes Up to Heaven)

- **INSTRUCTIONS:** *Tell the Bible story from Acts 1:1–11.*
- **Superheroes, who can tell me who Jesus is?**
 - Great job everyone! Jesus is the Son of God and he was here on earth for a very special mission.
 - He taught everyone about God and God’s great love for us. *[Place your hand over your heart.]*
- He also taught us how to love and be kind to one another.
 - **Who can tell me someone they can love and treat kindly?** You all came up with some great ideas! We can love and be kind to so many people.
- Jesus told his friends, the disciples, that it was time for him to leave. I think the disciples were sad that Jesus was leaving. Show me your sad faces. *[Make a sad face as well.]*
- But Jesus had some good news to share! **Can everyone clap with me for the good news?**
- Here is the good news: He told the disciples that God was going to send them some special power called the Holy Spirit. *[Flex your arms to emphasize power.]*
 - With this special power, they would be able to share the love of Jesus in bigger ways!
 - They would be able to complete the mission and share Jesus around the entire world! *[Draw a big imaginary circle with your finger to emphasize “entire world.”]*
 - Wow! That’s a BIG mission.
- After Jesus shared this message with the disciples, he went to heaven. Then the disciples waited for the power of the Holy Spirit.
- And that’s the mission God gave each of us – to go out and tell everyone about Jesus and to show the love of Jesus to everyone! And we have the Holy Spirit to help us the whole time.

BIG IDEA | No one is powerless when we have the Holy Spirit.

- **INSTRUCTIONS:** *Use the [Big Idea Signal](#) you made in week one to reveal the Big Idea. Invite a kid to turn on the Big Idea Signal. Then, have a volunteer in a cape or costume come in and tell the kids the Big Idea.*
- I think we are going to be powered up by this week’s Big Idea. Let’s shine that signal!
- **No one is powerless when we have the Holy Spirit.**

VIDEO | Heroic, Episode 3

- **INSTRUCTIONS:** *Play this week’s episode of Cali’s World.*

ACTIVITY | Power Partners

- **INSTRUCTIONS:** *Have kids walk around in a circle holding hands while music plays. Call out a number, and have kids get into groups of that many.*
 - ✂ **TODDLER HACK:** *Have everyone do the same move – fly around the room like Superman, stomp the ground like the Hulk, pretend to climb like Spiderman.*
- Jesus was going up to heaven, so his friends were sad. But Jesus told them they would not be alone. They would have the Holy Spirit to be with them and help them.
- We are never alone. We have each other and we have the Holy Spirit. And **no one is powerless when we have the Holy Spirit!**

PRAYER

- God, thank you for sending the Holy Spirit to be with us. We know that we are never powerless because of you! Amen.

SHARING TIME

SNACK | Power Punch!

- **INSTRUCTIONS:** *This snack is a basic ice cream soda. Use a caffeine-free soda like orange or grape. Make sure the ice cream is soft or kids will have a difficult time stirring and eating it. Give each child one small scoop of ice cream and then add a small amount of soda. Have them stir and mix to make their Power Punch.*
- **Do you feel powered up from this drink? What could we use our superhero power and energy to do?**

ACTIVITY | Circle Time

- **INSTRUCTIONS:** *Have kids sit in a circle. Toss a "shield" (a foam frisbee or something similar) to whoever is going to answer the question.*
 - **Who was in our Bible story today?** *(Jesus, the disciples, and the Holy Spirit)*
 - **Why were the disciples sad?** *(Jesus was about to leave.)*
 - **Who did Jesus say was coming?** *(the Holy Spirit)*
 - **Is the Holy Spirit for _____** *[name child you tossed the "shield" to]? YES! [Repeat this question with other kids.]*
 - **Does the Holy Spirit give _____** *[name child you tossed the "shield" to] power? YES! [Repeat this question with other kids.]*

ACTIVITY | Hero Cuffs

- **INSTRUCTIONS:** *Give each child a pre-cut hero cuff made from toilet paper rolls cut in half with slits [like this](#). (You can do just one per child or two.) Let kids color the cuffs with markers and crayons. Give them a lighting bolt sticker for each cuff.*
 - ✂ **TODDLER HACK:** *Have kids color the cuffs with crayons only.*
- Sometimes the things superheroes wear give them power. We get power from the Holy Spirit. It's not what we wear, but who is with us – the Holy Spirit!
- When you wear your hero cuffs, remember: **no one is powerless when we have the Holy Spirit.**

MEMORY VERSE | 2 Timothy 1:7 (NIV)

- **"For the Spirit God gave us does not make us timid, but gives us power, love and self-discipline."**
- **INSTRUCTIONS:** *Do the following hand motions along with the memory verse. Next, tell kids to add lots of power and go really fast! Have them do it as fast as they can. Then, add more power and go even faster. Now, take the power away and go super, super slow.*
- **For the Spirit God gave us** *[Use both hands with thumbs pointing to you.]*
- **does not make us timid** *[Put hands on your face and make a scared face.]*
- **but gives us power** *[Flex arms to show muscles.]*
- **love** *[Cross arms over chest – like giving yourself a hug.]*
- **and self-discipline** *[Superhero stance with both hands in a fist and on your hips.]*

PLAY TIME

ACTIVITY | Coloring Page

- **INSTRUCTIONS:** Print and distribute the coloring page along with crayons or markers. As the kids color, you can review today's Bible story, Big Idea, and memory verse.

ACTIVITY | Superhero Training

- **INSTRUCTIONS:** Use the same boxes from week two (if they're not destroyed!) and action figures, having the kids pretend they're trying to rescue people from a burning building.

ACTIVITY | Power Jumpers

- **INSTRUCTIONS:** Have kids test out their superhero jumping skills by using items like cones or tape to set up different jump lines. Set up a variety of distances – shorter to longer distances.

WEEK 3

SMALL GROUP GUIDE



BIG IDEA

No one is powerless when we have the Holy Spirit.

BIBLE

Jesus Goes Up to Heaven:
Acts 1:1-11

QUESTIONS

Have kids sit in a circle. Toss a "shield" (a foam frisbee or something similar) to whoever is going to answer the question.

- **Who was in our Bible story today?** (Jesus, the disciples, and the Holy Spirit)
- **Why were the disciples sad?** (Jesus was about to leave.)
- **Who did Jesus say was coming?** (the Holy Spirit)
- **Is the Holy Spirit for _____** [name child you tossed the "shield" to]? **YES!** [Repeat this question with other kids.]
- **Does the Holy Spirit give _____** [name child you tossed the "shield" to] **power?** **YES!** [Repeat this question with other kids.]

ACTIVITY

Give each child a pre-cut hero cuff made from toilet paper rolls cut in half with slits (see QR code). You can do just one per child or two. Let kids color the cuffs with markers and crayons. Give them a lightning bolt sticker for each cuff.



Sometimes the things superheroes wear give them power. We get power from the Holy Spirit. It's not what we wear, but who is with us — the Holy Spirit! When you wear your hero cuffs, remember: **no one is powerless when we have the Holy Spirit.**

MEMORY VERSE: "For the Spirit God gave us does not make us timid, but gives us power, love and self-discipline." — 2 Timothy 1:7 (NIV)

[Click here](#) for a memory verse sign language tutorial video you can share with your families and volunteers!

BIG IDEA: No one is powerless when we have the Holy Spirit.

BIBLE: Jesus Goes Up to Heaven:

Acts 1:1-11



WEEK 4 LESSON OVERVIEW



BIG IDEA

We are heroic when we work as a team.

BIBLE

The Holy Spirit Comes at Pentecost:
Acts 2:1-12

STUFF FOR THIS WEEK

TEACHING – WEEK 4

- ▶ [Shop & Prep List](#)
- ▶ [Teaching Videos](#)
- ▶ [Hacks for Toddlers](#)
- ▶ [Lesson Guide](#)
- ▶ [Small Group Guide](#)
- ▶ [Printables](#)

FAMILIES & VOLUNTEERS

- ▶ [Family Handouts](#)
- ▶ [Volunteer & Parent Emails](#)
- ▶ [Volunteer & Parent Hubs](#)
- ▶ [Series Promo Cards & Posters](#)
- ▶ [Marketing Checklist](#)
- ▶ [Social Media Posts & Captions](#)
- ▶ [Memory Verse Sign Language](#)

HOW TO PREPARE FOR THIS WEEK



DESIGN

We made **lots of graphics** for you! Use them to create slides, social media posts, and more! You can find them in your [Graphics & Video folder.](#), along with a Style Guide for this series.



CUSTOMIZE

You know your kids and ministry better than we do, so **you'll probably want make some tweaks** to this week's lesson. You can do that by editing the Word document in your series downloads, or the [Message Builder](#), or [the Grow App](#).



SHOP & PREP

We made a **list** of everything you'll need to make this week happen. Get your editable Shop & Prep List [right here](#).



HACK

If you're using Grow for your toddlers, you may want to make some tweaks to make it more age appropriate. **Get the Toddler Hacks** for Week 4 [here](#).



COMMUNICATE

To make sure volunteers and families are in the loop, don't forget about these . . .

- ▶ [Family Handouts](#)
- ▶ [Volunteer & Parent Emails](#)
- ▶ [Volunteer & Parent Hubs](#)
- ▶ [Series Promo Cards & Posters](#)
- ▶ [Marketing Checklist](#)
- ▶ [Social Media Posts & Captions](#)
- ▶ [Memory Verse Sign Language](#)

WEEK 4

HACKS FOR TODDLERS



REVISE

To make this series more accessible for preteens, here's what to adjust . .

ACTIVITY | Superhero Blast

Have a tissue on a table and ask kids if they can make the tissue move by blowing on it or by using a [hand-held fan](#). How far can they blast it around? Next, try a balloon.

ACTIVITY | High Flying Teamwork!

Parachutes are too big for most toddlers, but you can do the same thing with either a smaller sheet or a towel. Have two kids hold each end of a towel and work together, tossing their stuffed animal in the air.

ACTIVITY | Fire Crown

Use [dot markers](#) or just cut out flames using colored paper.

REPLACE

And here are the Building Blocks you may want to swap for something else . . .

ACTIVITY | Super Teamwork!

Have all of the stuffed animals with one leader. Have another leader on the other side of the room. Let the kids know you need their super help to get the animals to the other side of the room. They each get one stuffed animal and can pretend to have any superpower to get it across the room without dropping it. Once all of the stuffed animals have made it safely across the room, celebrate!

ACTIVITY | Superhero Training

Play fun music and have the kids follow you around the room in a line, copying the superhero moves you do.

WEEK 4 LESSON GUIDE



BIG IDEA

We are heroic when we work as a team.

BIBLE

The Holy Spirit Comes at Pentecost:
Acts 2:1-12

WELCOME TIME

MUSIC | Super-Powered Praise!

- **INSTRUCTIONS:** You can lead kids in worship with any songs of your choice, but here are some suggestions that go along with this month's theme. Make sure you have purchased any licenses required to play or perform these songs. For more information, [read this!](#)
 - "Superhero" (Go Fish)
 - "Jesus is My Superhero" (Hillsong Kids)
 - "Dance Laugh Love" (Crossroads Kids Club)
 - "Brave" (Saddleback Kids)

ACTIVITY | Superhero Blast

- **INSTRUCTIONS:** Set up a foam block or pool noodle, cut in half, with golf tees inserted to balance ping pong balls [like this](#). Kids can use a water blaster or a straw to knock the ping pong balls off.
 - ✂ **TODDLER HACK:** Have a tissue on a table and ask kids if they can make the tissue move by blowing on it or by using a [hand-held fan](#). How far can they blast it around? Next, try a balloon.
- **Who is excited to continue our superhero training?** We are going to have a blast being superheroes today!

ACTIVITY | Super Teamwork!

- **INSTRUCTIONS:** Either divide your group into two teams or have everyone work together as one team. The goal is to rescue their four stuffed animals and get them safely to the other side. This is a simple over-under game. Have kids line up, all facing the same direction. Have them pass the stuffed animal, one at a time, from one side of the line to the other by passing it over their heads and then under their legs. It's a great idea to demonstrate this to the kids before you begin. When a stuffed animal makes it safely to the other side, everyone cheers!
 - ✂ **TODDLER HACK:** Have all of the stuffed animals with one leader. Have another leader on the other side of the room. Let the kids know you need their super help to get the animals to the other side of the room. They each get one stuffed animal and can pretend to have any superpower to get it across the room without dropping it. Once all of the stuffed animals have

made it safely across the room, celebrate!

- Well done, heroes! **How did you save your stuffed animals? Did one person do all the work by themselves?** No! You each used different skills to rescue your stuffed animal, saving the day!
- Great teamwork! I loved the way you cheered each other on to the finish.

STORY TIME

SCRIPTURE | Acts 2:1–12 (The Holy Spirit Comes at Pentecost)

- **INSTRUCTIONS:** *Tell the Bible story from Acts 2:1–12.*
- **Are all my superheroes listening with their super hearing?** Great!
- Our Bible story today starts after Jesus went back to heaven. His friends, the disciples, were waiting because Jesus said a gift was coming.
 - Hmm, let's all think together. Let me see your thinking faces.
 - **What were they waiting for? Does anyone remember?** Yes, the Holy Spirit!
- The disciples went to wait at a house. They waited, and waited and waited. [*Cross your arms like you are waiting.*]
- Then suddenly, there was a loud sound. Everyone, let's stomp our feet to make a loud sound together! Great job, listen to what happens next!
 - There was a great big wind! **What does the wind sound like?** Yes, make the sound of wind everyone!
 - Now, you won't believe what they saw next! There was fire over the disciples' heads. [*Put hands over your head and wiggle your fingers.*]
 - This fire didn't hurt anyone, but as soon as the fire rested on their heads, they were given the gift of the Holy Spirit!
- The Holy Spirit comes from God and helps each of us. And that day, there were people from all over the world right outside their house who didn't know about Jesus. [*Make a triangle over your head with your arms to emphasize "house."*]
- All these people spoke different languages. **So do you know how the Holy Spirit helped them?** The Holy Spirit helped them speak all the different languages!
- From that day on, everyone who received the Holy Spirit was able to go out and tell more people about Jesus. The Holy Spirit made them brave and filled them with love for everyone.
- We can tell others about Jesus, too. And we are never alone. We have the Holy Spirit on our team to help us. **Let's all say "Thank you, Holy Spirit" together!**

BIG IDEA | We are heroic when we work as a team.

- **INSTRUCTIONS:** *Use the [Big Idea Signal](#) you made in week one to reveal the Big Idea. Invite a kid to turn on the Big Idea Signal. Then, have a volunteer in a cape or costume come in and tell the kids the Big Idea.*
- This signal has been super helpful in learning our Big Idea each week! Let's call on our super hero friend one more time!
- **We are heroic when we work as a team.**

VIDEO | Heroic, Episode 4

- **INSTRUCTIONS:** *Play this week's episode of Cali's World.*

ACTIVITY | High Flying Teamwork!

- **INSTRUCTIONS:** This is a [parachute](#) activity. If you don't have a parachute, a large sheet can be used. Have all the kids hold one part of the parachute, and place a stuffed animal in the middle of it. Everyone will work together to lift the parachute up and down, tossing the stuffed animal in the air. For five-year-olds, challenge them to work as a team and move the stuffed animal from one side of the parachute to the other.
 - ✂ **TODDLER HACK:** Parachutes are too big for most toddlers, but you can do the same thing with either a smaller sheet or a towel. Have two kids hold each end of a towel to work together, tossing their stuffed animal in the air.
- Superheroes, it's our mission today to work as a team and keep our friend on the parachute. Let's help him fly! We don't want him to fall to the ground, so we must work together! **Are all my superheroes ready?** Let's go!
- When superheroes work together, they can complete their mission bravely because they have each other. **We are heroic when we work as a team.**

PRAYER

- God, thank you for giving us the Holy Spirit! We can do so much more with the Holy Spirit's help and when we work with one another as a team! Amen.

SHARING TIME

SNACK | Team Super Ants

- **INSTRUCTIONS:** Each child gets two sticks of cut celery with cream cheese spread in the middle. Give each child several raisins to place on their celery and cream cheese log.
- **Superheros, did you know that ants are amazing at teamwork?** These raisins remind me of ants and look like ants walking across our snack today. When ants work together, they can lift heavy objects and build incredible places for themselves to live.
- **What are some things you can do when you work as a team with others?**

ACTIVITY | Circle Time

- **INSTRUCTIONS:** Set up cushions or colored dots and have kids play musical chairs. Whoever is without a seat when the music stops has to sit in the middle and answer the question. Don't remove any of the seats each round, and allow kids to rejoin after answering the question.
- **Where were the disciples waiting for their gift?** (In a house)
- **What was the gift?** (The Holy Spirit)
- **What did it look like on their heads?** (Fire)
- **What were they able to do after the Holy Spirit came?** (Talk in different languages)
- **Let's name some things together that the Holy Spirit can help us do!**
- **What's today's Big Idea? We are heroic when we work as a team.**

ACTIVITY | Fire Crown Craft

- **INSTRUCTIONS:** Cut out one flame printable on white card stock and one red strip of card stock per child. Let kids sponge paint their flames with yellow, red, and orange paint. When they are done, attach the flame to the red strip with tape for kids to wear as [fire crowns](#).
 - ✂ **TODDLER HACK:** Use [dot markers](#) or just cut out flames using colored paper.
- The Holy Spirit helped the disciples work as a team to share about Jesus with everyone who was around.

- The flame on our crown reminds us that the Holy Spirit is with us, too, and **we are heroic when we work as a team.**

MEMORY VERSE | 2 Timothy 1:7 (NIV)

- **“For the Spirit God gave us does not make us timid, but gives us power, love and self-discipline.”**
- **INSTRUCTIONS:** Do the following hand motions along with the memory verse. Next, have kids work as a team and say it in a whisper as we do our motions. Then, try it a little bit louder. Last, do it as loud as you can as a team!
 - **For the Spirit God gave us** [Use both hands with thumbs pointing to you.]
 - **does not make us timid** [Put hands on your face and make a scared face.]
 - **but gives us power** [Flex arms to show muscles.]
 - **love** [Cross arms over chest – like giving yourself a hug.]
 - **and self-discipline** [Superhero stance with both hands in a fist and on your hips.]

PLAY TIME

ACTIVITY | Coloring Page

- **INSTRUCTIONS:** Print and distribute the coloring page along with crayons or markers. As the kids color, you can review today’s Bible story, Big Idea, and memory verse.

ACTIVITY | Superhero Training

- **INSTRUCTIONS:** Play [Superhero Hop](#) using four colors of paper scattered on the floor, at least one paper per kid. Each color will represent a superhero action. As the music plays, kids will walk around the area. When the music stops, the kids will hop on the nearest paper and do the action that corresponds with that color. With older kids, you could play this like musical chairs, removing a paper each round. Go over the colors and actions before you start like this:
 - Blue – Hands up like your flying
 - Red – Stomp your feet
 - Orange – Run in place
 - Purple – Spin in circles
- ✂ **TODDLER HACK:** Play fun music and have the kids follow you around the room in a line, copying the superhero moves you do.
- Our superhero training doesn’t end today. Remember, God has a mission for each of us, and we have each other to cheer on and help. **We are heroic when we work as a team.**

ACTIVITY | Superhero Sensory Bin

- **INSTRUCTIONS:** Create a superhero sensory bin [like these](#) using action figures, pom poms, or whatever else you’d like. Allow kids to play freely with items in the bin, taking turns.

WEEK 4

SMALL GROUP GUIDE



BIG IDEA

We are heroic when we work as a team.

BIBLE

The Holy Spirit Comes at Pentecost:
Acts 2:1-12

QUESTIONS

Set up cushions or colored dots and have kids play musical chairs. Whoever is without a seat when the music stops has to sit in the middle and answer the question. Don't remove any of the seats each round, and allow kids to rejoin after answering the question.

- **Where were the disciples waiting for their gift?** (In a house)
- **What was the gift?** (The Holy Spirit)
- **What did it look like on their heads?** (Fire)
- **What were they able to do after the Holy Spirit came?** (Talk in different languages)
- **Let's name some things together that the Holy Spirit can help us do!**
- **What's today's Big Idea? We are heroic when we work as a team.**

ACTIVITY

Cut out one flame printable on white card stock and one red strip of card stock per child. Let kids sponge paint their flames with yellow, red, and orange paint. When they are done, attach the flame to the red strip with tape for kids to wear as fire crowns (scan QR code for a general idea).



The Holy Spirit helped the disciples work as a team to share about Jesus with everyone who was around.


The flame on our crown reminds us that the Holy Spirit is with us, too, and **we are heroic when we work as a team.**

MEMORY VERSE: "For the Spirit God gave us does not make us timid, but gives us power, love and self-discipline." — 2 Timothy 1:7 (NIV)

[Click here](#) for a memory verse sign language tutorial video you can share with your families and volunteers!

BIG IDEA: We are heroic when we work as a team. **BIBLE:** The Holy Spirit Comes at Pentecost:
Acts 2:1-12





MARKETING CHECKLIST



BEFORE THE SERIES

✓ TO DO

	Print your Series Promo Poster and Series Promo Cards and display them where families and volunteers can see them.
	Customize your Volunteer Hub and Family Hub web pages for this series.
	Customize and send the Family Email for this series.
	Send the Volunteer Email for Week 1 of this series. Then text your volunteers a link to the email.
	Review the suggested Social Media Posts and Captions for this series.
	Post the Bumper Video on social media with this caption: Replace text...

AFTER WEEK 1

✓ TO DO

	Post the Teaching Video for Week 1 on social media with this caption: Replace text...
	Post the Big Idea Graphic for Week 1 on social media and/or send with this caption: Replace text...
	Send the Volunteer Email for Week 2 of this series. Then text your volunteers a link to the email.

AFTER WEEK 2

✓ TO DO

	Post the Teaching Video for Week 2 on social media with this caption: Replace text...
	Post the Big Idea Graphic for Week 2 on social media with this caption: Replace text...
	Send the Volunteer Email for Week 3 of this series. Then text your volunteers a link to the email.

AFTER WEEK 3

✓ TO DO

	Post the Teaching Video for Week 3 on social media with this caption: Replace text...
	Post the Big Idea Graphic for Week 3 on social media with this caption: Replace text...
	Send the Volunteer Email for Week 4 of this series. Then text your volunteers a link to the email.

AFTER WEEK 4

✓ TO DO

	Post the Teaching Video for Week 4 on social media with this caption: Replace text...
	Post the Big Idea Graphic for Week 4 on social media with this caption: Replace text...
	Send the Volunteer Email for Week 5 of this series. Then text your volunteers a link to the email.

AFTER WEEK 5

✓ TO DO

	Post the Teaching Video for Week 5 on social media with this caption: Replace text...
	Post the Big Idea Graphic for Week 5 on social media with this caption: Replace text...
	Get ready for the next series!


SOCIAL MEDIA

POSTS & CAPTIONS



Need some help deciding what to post on social media before and during this series? Here's our suggestion: each week, share the media we've provided in your Graphics and Videos folder using the captions below.

BEFORE THE SERIES



BUMPER VIDEO

We're starting a new series on the Early Church this week called Heroic! Check your email for all the details!

AFTER WEEK 1



TEACHING VIDEO (WEEK 1)

Did you miss our conversation yesterday? Catch up with this week's teaching video! Remember, anyone can do great things for God.

AFTER WEEK 2



TEACHING VIDEO (WEEK 2)

Need a reminder about what we talked about yesterday? Check out this week's teaching video for a recap! Here's a hint: God gives everyone a mission.



BIG IDEA (WEEK 1)

Week 1 of Heroic is in the books! We talked about how Jesus comforted his disciples when he knew he would soon be going away. Here was the Big Idea: Anyone can do great things for God.



BIG IDEA (WEEK 2)

This week in our series Heroic, we looked at Jesus' promise of the Holy Spirit. Here was the Big Idea: God gives everyone a mission.

AFTER WEEK 3



TEACHING VIDEO (WEEK 3)

Remember what we talked about yesterday? No? That's okay — this week's teaching video will remind you! Speaking of which . . . we are heroic when we work as a team.



BIG IDEA (WEEK 3)

In Week 3 of Heroic, we looked at the Holy Spirit coming to the Early Church at Pentecost. Here was the Big Idea: We are heroic when we work as a team.

AFTER WEEK 4



TEACHING VIDEO (WEEK 4)

Yesterday, we talked about how no one is powerless when we have the Holy Spirit. Not ringing a bell? Get the full recap with this week's teaching video!



BIG IDEA (WEEK 4)

It's our final week of Heroic! It's been a great conversation with your kids. We closed with a conversation about the time Jesus went up to Heaven. Here was the Big Idea: No one is powerless when we have the Holy Spirit.

WHAT WE'RE TEACHING

HEROIC



ADD YOUR LOGO HERE

WHAT WE'RE TEACHING

HEROIC



ADD YOUR LOGO HERE

WHAT WE'RE TEACHING

HEROIC



ADD YOUR LOGO HERE

WHAT WE'RE TEACHING

HEROIC



ADD YOUR LOGO HERE